



SPLIT

NEW

Wall-mounted type  
ECO Series  
Compact Size



Model: ASYG07KPCE/ASYG09KPCE/ASYG12KPCE



Wireless RC



Specifications

Model name	Indoor unit		ASYG07KPCE	ASYG09KPCE	ASYG12KPCE
	Outdoor unit		AOYG07KPCA	AOYG09KPCA	AOYG12KPCA
Power Source			Single phase, ~230 V, 50 Hz		
Capacity	Cooling	kW	2.0 (0.9-2.8)	2.5 (0.9-3.0)	3.4 (0.9-3.7)
	Heating	kW	2.5 (0.9-3.4)	2.8 (0.9-3.8)	3.8 (0.9-4.8)
Input Power	Cooling/Heating	kW	0.48/0.63	0.71/0.79	1.00/1.14
	Cooling	W/W	4.17	3.52	3.40
EER	Cooling	W/W	4.17	3.52	3.40
	Heating	W/W	3.97	3.54	3.33
COP	Cooling/Heating (-10°C)	kW	2.0/2.2	2.5/2.4	3.4/2.5
	Cooling	W/W	6.70	6.70	6.30
SEER	Cooling	W/W	6.70	6.70	6.30
	Heating (Average)	W/W	4.00	4.00	4.10
Energy Efficiency Class	Cooling		A++	A++	A++
	Heating (Average)		A+	A+	A+
Max. Operating Current	Cooling/Heating	A	6.5/9.0	6.5/9.0	6.5/9.0
	Cooling		104	131	189
Annual Energy Consumption	Cooling	kWh/a	104	131	189
	Heating	kWh/a	769	840	853
Moisture Removal	Cooling	l/h	1.0	1.3	1.8
	Heating	l/h	1.0	1.3	1.8
Sound Pressure Level	Indoor (Cooling)	H/M/L/Q	45/38/31/22	45/38/31/22	46/40/33/22
	Indoor (Heating)	H/M/L/Q	45/40/36/26	45/40/36/26	46/40/35/27
Sound Power Level	Indoor (Cooling/Heating)	High	45/46	47/47	49/51
	Indoor (Cooling/Heating)	High	57/58	58/58	59/59
Airflow Rate	Indoor/Outdoor (Cooling)	High	580/1,650	580/1,650	630/1,700
	Indoor/Outdoor (Heating)	High	580/1,450	580/1,450	630/1,470
Net Dimensions H x W x D	Indoor	mm	270 x 784 x 224	270 x 784 x 224	270 x 784 x 224
	Outdoor	mm	541 x 663 x 290	541 x 663 x 290	541 x 663 x 290
Weight	Indoor	kg (lbs)	8 (18)	8 (18)	8 (18)
	Outdoor	kg (lbs)	23 (51)	23 (51)	25 (55)
Connection Pipe Diameter (Liquid/Gas)			6.35/9.52	6.35/9.52	6.35/9.52
Drain Hose Diameter (I.D./O.D.)			11.8/15.0 to 16.8	11.8/15.0 to 16.8	11.8/15.0 to 16.8
Max. Pipe Length (Pre-Charge)			20 (15)	20 (15)	20 (15)
Max. Height Difference	Cooling		15	15	15
	Heating		-10 to 46	-10 to 46	-10 to 46
Operating Range	Cooling	°CDB	-10 to 46	-10 to 46	-10 to 46
	Heating	°CDB	-15 to 24	-15 to 24	-15 to 24
Refrigerant	Type (Global Warming Potential)		R32 (675)	R32 (675)	R32 (675)
	Charge	kg (CO2eq-T)	0.55 (0.371)	0.55 (0.371)	0.59 (0.398)

Slim & stylish square design

The slim and stylish square design of this indoor unit is realized by using a high-density, multipath heat exchanger and a high-efficiency wind blower.




High energy saving

High-efficiency has been achieved by the lambda heat exchanger, large cross-flow fan, and the new refrigerant.



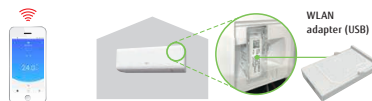
Comfortable airflow & Quiet operation

The large louver and the new air-blowing structure create a comfortable air flow that spreads all the way down to the user's feet with quiet operation.



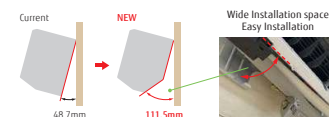
Smart device Control (Option)

With the optional WLAN adapter installed in the air conditioner, you can control it from anywhere with your smart device. WLAN adapter can be installed easily without specialized installation work.



Easy access to the flare pipe connection

Installation when left outlet piping is easier by removable under cover of the indoor unit chassis. Installation when center outlet piping is easier by design change of wall hook bracket.



Optional parts

\* For optional parts compatibility of Intesis devices, refer to the optional parts compatibility list Page C-046.

WLAN adapter: UTY-TFSXF2  
Silver Ion Filter: UTR-FA16-5

Dimensions

(Unit: mm)

